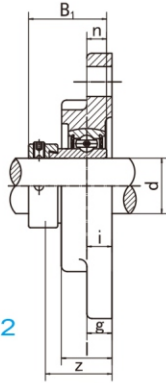
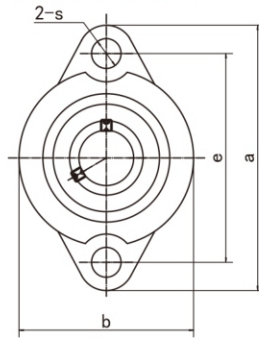


SALF2
(SA2-Fitted)

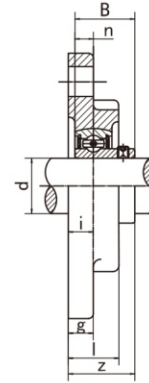


SALF2

Flange Unit
(Light duty)



SBLF2
(SB2-Fitted)



SBLF2

Unit NO.	Dimensions (mm / in.)											Bolt Size mm/in.	Bearing No.	Housing No.	Weight (kg)	
	d	a	e	b	i	s	g	l	z	B ₁	n					
SALF 201 201-8	12 1/2	81 3-3/16	63.5 2-1/2	56 2-13/64	9.5 3/8	8 5/16	9.5 3/8	18 45/64	31.6 1-1/4	28.6 1.1260	6.5 0.2559	M6 1/4	SA201	LF201	0.27	
SALF 202 202-9 202-10	15 9/16 5/8												SA202			LF202
SALF 203 203-11	17 11/16												SA203			LF203
SALF 204 204-12	20 3/4	90 3-35/64	71.5 2-13/16	61 2-13/32	11 7/16	10 25/64	11 7/16	20 25/32	34.5 1-23/64	31 1.2204	7.5 0.2953	M8 5/16	SA204	LF204	0.35	
SALF 205 205-13 205-14 205-15 205-16	25 13/16 7/8 15/16 1	95 3-3/4	76 2-63/64	64 2-33/64	11 7/16	10 25/64	11 7/16	20 25/32	34.5 1-23/64	31 1.2204	7.5 0.2953	M8 5/16	SA205	LF205	0.40	
SALF 206 206-17 206-18 206-19 206-20	30 1-1/16 1-1/8 1-3/16 1-1/4	113 4-7/16	90.5 3-9/16	76 2-63/64	12 15/32	12 15/32	12 15/32	22.5 57/64	38.7 1-33/64	35.7 1.4055	9 0.3543	M10 3/8	SA206	LF206	0.60	
SALF 207 207-20 207-21 207-22 207-23	35 1-1/4 1-5/16 1/3/8 1-7/16	122 4-13/16	100 3-15/16	89 3-1/2	13 33/64	12 15/32	13 33/64	24 61/64	42.4 1-43/64	38.9 1.5315	9.5 0.3740	M10 3/8	SA207	LF207	0.90	

Unit NO.	Dimensions (mm / in.)											Bolt Size mm/in.	Bearing No.	Housing No.	Weight (kg)	
	d	a	e	b	i	s	g	l	z	B	n					
SBLF 201 201-8	12 1/2	81 3-3/16	63.5 2-1/2	56 2-13/64	9.5 3/8	8 5/16	9.5 3/8	18 45/64	25.5 1	22 0.8661	6 0.2362	M6 1/4	SB201	LF201	0.24	
SBLF 202 202-9 202-10	15 9/16 5/8												SB202			LF202
SBLF 203 203-11	17 11/16												SB203			LF203
SBLF 204 204-12	20 3/4	90 3-35/64	71.5 2-13/16	61 2-13/32	11 7/16	10 25/64	11 7/16	20 25/32	29 1-9/64	25 0.9843	7 0.2756	M8 5/16	SB204	LF204	0.32	
SBLF 205 205-13 205-14 205-15 205-16	25 13/16 7/8 15/16 1	95 3-3/4	76 2-63/64	64 2-33/64	11 7/16	10 25/64	11 7/16	20 25/32	30.5 1-13/64	27 1.0630	7.5 0.2953	M8 5/16	SB205	LF205	0.34	
SBLF 206 206-17 206-18 206-19 206-20	30 1-1/16 1-1/8 1-3/16 1-1/4	113 4-7/16	90.5 3-9/16	76 2-63/64	12 15/32	12 15/32	12 15/32	22.5 57/64	34 1-11/32	30 1.1811	8 0.3150	M10 3/8	SB206	LF206	0.53	
SBLF 207 207-20 207-21 207-22 207-23	35 1-1/4 1-5/16 1/3/8 1-7/16	122 4-13/16	100 3-15/16	89 3-1/2	13 33/64	12 15/32	13 33/64	24 61/64	36.5 1-7/16	32 1.2598	8.5 0.3364	M10 3/8	SB207	LF207	0.73	

Note: To specify relubricatable units, add "G" suffix, (e.g, SBLF205-16G)